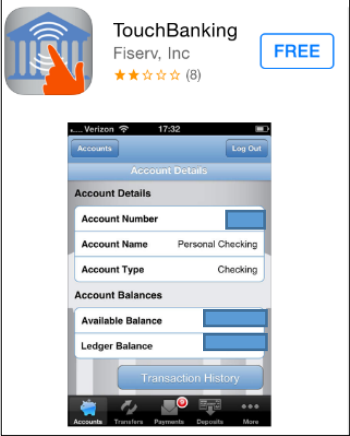
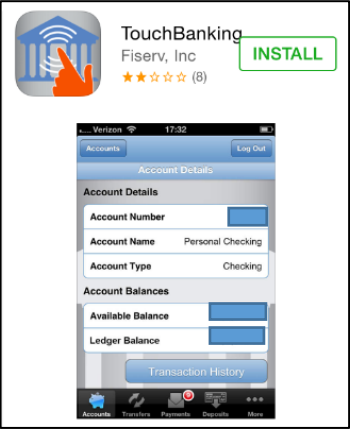



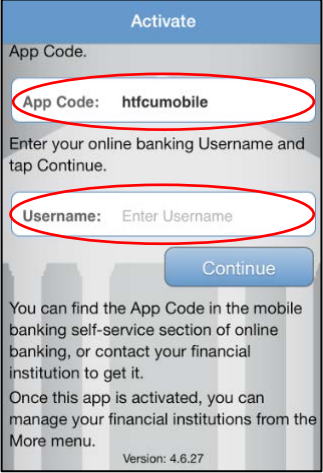
Housatonic Teachers Federal Credit Union - Mobile - TouchBanking App Instructions

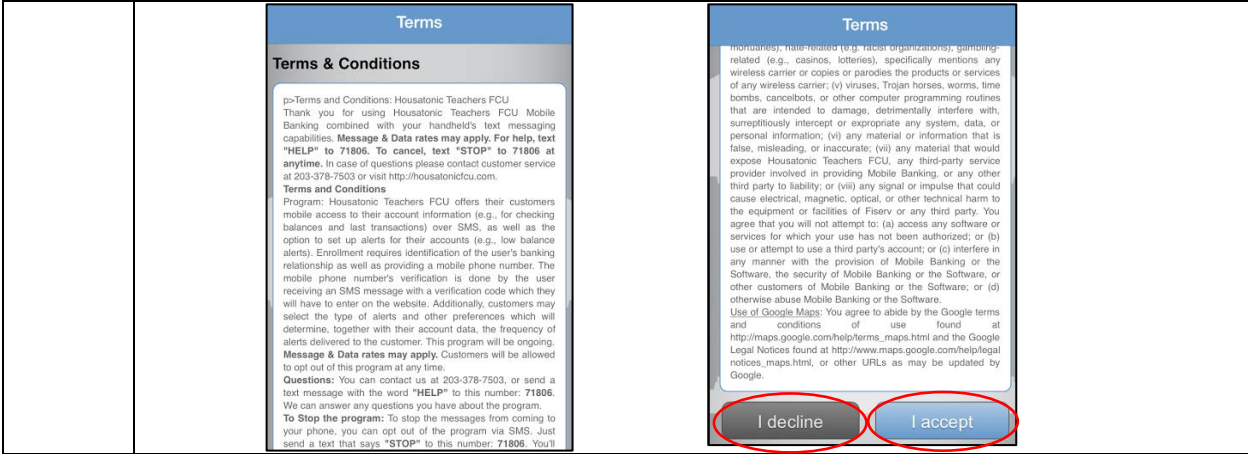
Prior to using the TouchBanking Mobile App, you MUST have already signed on and accessed the Virtual Branch Online Banking site.

TouchBanking (Mobile) requires the user to obtain an App Code to access.

Housatonic Teachers Federal Credit Union App code is: **htfcumobile**

Steps	Actions
1	<p>Access your Mobile Phone's App Store → search for "TouchBanking" select the "TouchBanking"- Fiserv Inc. App and select the "FREE" Button.</p>  <p>Select "Install" to add the app onto your phone.</p> 

<p>2</p>	<p>The TouchBanking App will appear on your mobile device. Select the TouchBanking App to open and begin the sign on process.</p> 
<p>3</p>	<p>To activate enter the App Code: "htfcumobile" and create a user name. (Please note that you must enter the same user name that you previously used for the Virtual Branch/Online Banking platform) Select the Continue Button.</p> 
<p>4</p>	<p>The Terms & Conditions screen will appear, scroll to the bottom of the Terms & Conditions and select the Accept Button. Should you have any questions with regards to the disclosure, please contact our office and we will be happy to discuss them with you</p>



5

The Account Details screen should populate on the mobile device.

Account Details

Account Number [REDACTED]-A

Account Name [REDACTED]-A

Account Type Savings

Account Balances

Available Balance \$50.00

Ledger Balance \$55.00

Transaction History

Accounts Transfers More

Congratulations, you have successfully initiated HTFCU’s TouchBanking product. We appreciate your membership and hope you enjoy our new services. Housatonic Teachers Federal Credit Union encourages you to contact us should you have any difficulty or questions when downloading the mobile application on your device.